


# WIRELINER

MAY 2016



## What's INSIDE

- Guest Speaker: Captain Austin Hayne  
FINAO Sportfishing
- Fishing Tips:
  - Mark Haskett; Maintenance tips for keeping your reels in top shape
- Fishing Reports:
  - Strong Tautog season finish, Rudee Inlet Blues & Striper
  - Florida Keys fishing
- Angler Interests:
  - Cobia Regulations under consideration by VMRC
  - Proposed reduction in Blueline Tilefish limits by MAFMC
  - Boating Safety Education courses available through DGIF



Big Drum Fishing

May 9th meeting  
at Teppanyaki Grill  
&  
Buffet

# Leadership Notes...

Fellow Norfolk Anglers,


More information on Cobia in the Wireline and an opportunity to provide public comment to VMRC before their May 24th meeting. Another fishery issue on Blueline Tilefish has come up. Check out the Angler Interest section for information on both of these issues.

For those who trailer their boat, there's a great opportunity to get your Vessel Safety Check completed by USCG Aux Flotilla 5-9 AND get a 20% discount on needed safety items from Boaters Warehouse on Saturday May 7th. Anglers Interests has more.

The Next meeting is at the Teppanyaki Buffet & Grill. As always, it's your choice to dine or not at the restaurant. Either way, just let the hostess know you're attending our meeting and join us in their Banquet Room. It's going to be another great meeting with Captain Austin Hayne joining us. Hope to see you there.

*Will*

## MEETING



**Guest Speaker:** Captain Austin Hayne with FINAO Sportfishing is joining us to share his experience fishing BIG Drum. Austin is a well respected local Charter Captain operating out of Little Creek. His presentations are entertaining and very informative for anglers of every experience level.



## Important:

Date of next meeting - Monday, May 9th at 7pm

## Location:

Teppanyaki Grill & Buffet

7525 Tidewater Drive, Norfolk, VA 23505

## Publishers NOTES

**Editor:**

Wendy Bransom

wbranfildes@gmail.com

## NAC OFFICERS

**President:**

Will Bransom

will.bransom@gmail.com

**Vice President:**

Henry Troutner

htroutner1@gmail.com

**Treasurer:**

Ned Smith

neds9610@aol.com

**Secretary:**

Ike Eisenhower

jeisenhower2@cox.net

**Events Coordinator:**

Kevin Synowiec

thankkevin@verizon.net

**Assistant Events Coordinator:**

Mike Hubert

albeman45@yahoo.com

**Guard/Greeter:**

Ben Capps

obbco@obbcosafety.supply.com

**Member at Large:**

Tom Hubert


thubert57@hotmail.com

**Webmaster:**

Pat Hirsch


pfhirsch@yahoo.com





On the Cover: Thanks to Fellow Norfolk Angler Club member Al Mauzy for a beautiful photo of an Osprey grabbing a Flounder. He took this photo on a recent fishing trip. Read more about Al's trip in this edition of the Wireline.

## "Hunt for the Hardheads" Challenge



**Saturday May 14, 2016**

Norfolk Anglers Club, Virginia Beach Anglers Club,  
Portsmouth Anglers Club, and Great Bridge Fishing Association

A Croaker, Bluefish, and Flounder  
fishing challenge among angler clubs.

**Location:** Portsmouth City Park Lines In: 7:00am

**Measure In:** Starts at 12:30pm ends at 1:30pm

Entry Fee: \$30.00 per boat (3 Anglers with additional anglers \$10.00)  
(Includes Fishing, Picnic, and Wish a Fish Donation)

Picnic Only \$5.00

### Rules:

1. Clubs limited to five boat entries. Team Captains must be Club Members
2. Boats depart from any Virginia Port
3. Eastern Boundary is 500 yards east of HRBT.
4. Measurement is length only. Girth measurement determines a tie.
5. 5 Points awarded for longest fish, 4 pts for second longest, etc. Up to five fish entries for each species. Club with most points wins!

**Sign Up at the May 9th Meeting!!**

# Boater's Warehouse

All of your boating, fishing  
& water-sports supplies  
under one roof

## HUGE Grand Re-Opening Sale!

May 6th - 8th

- 20% OFF Watersports, Shoes & Apparel
- 30% OFF Cleaning Chemicals & Accessories
  - 30% OFF Dock Lines & Fenders
- FREE Spiderwire Braid up to 300yds. on any Rod/Reel Combos Purchased
  - 20% OFF Safety Equipment

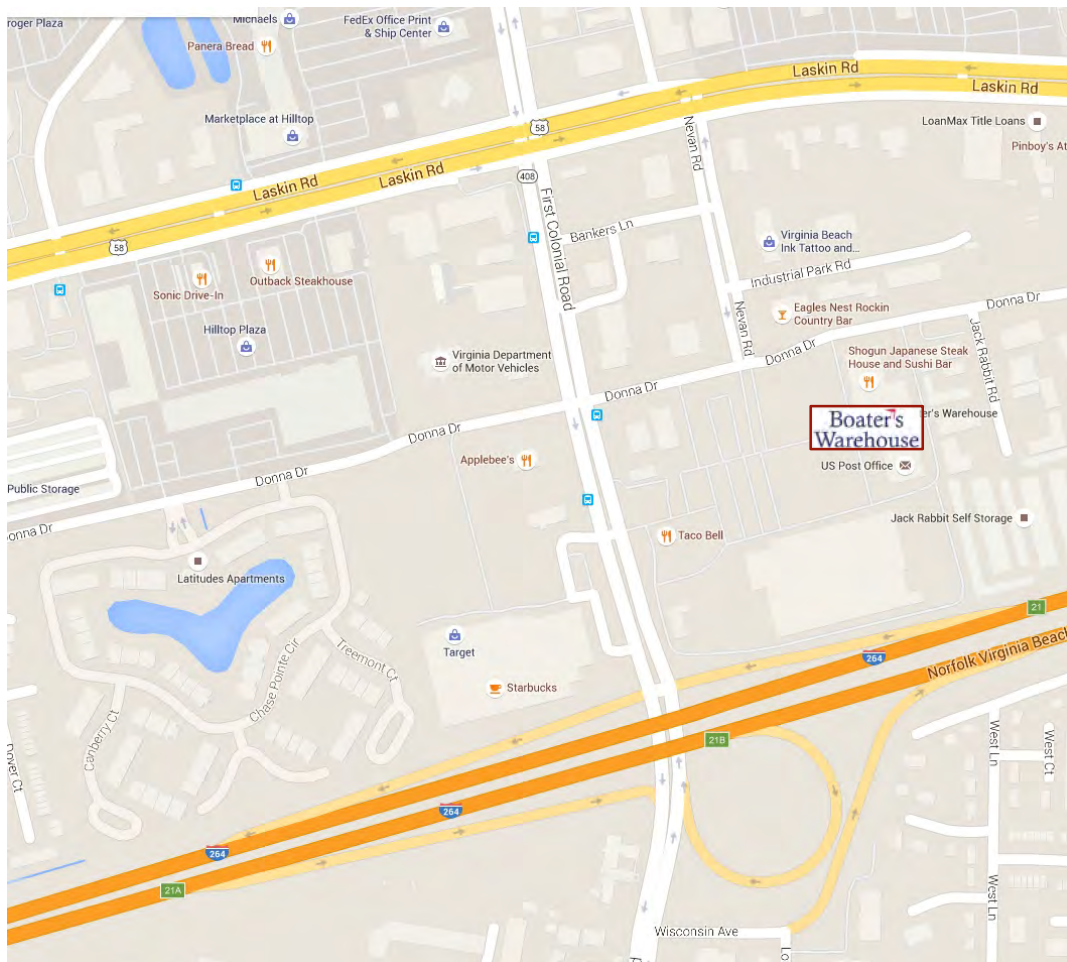
**Safety Checks by the Coast Guard AUX Sat. 10-3**

**Sponsored By:**



**Virginia Beach, VA**

550 First Colonial Rd. Unit 23C • Super K-Mart Shopping Center  
757.425.2628



**BRING YOUR BOAT  
AND COMPLETE  
YOUR VESSEL SAFETY  
CHECK FOR 2016!**



Photo: USCG



### Reel Maintenance, Care & Service with Mark Haskett

If you're like most anglers giving your rod and reel a freshwater washdown after a trip is a standard practice and little thought is given to performing other steps to keep your reels in top shape.

How do you keep your reels running smoothly and minimizing the effects of a saltwater environment? Mark advises starting with the information provided with your reel. All reels come with instructions for care and cleaning. The internet, including YouTube, are other sources for additional information or to locate lost instructions. Mark shared there's three levels of care & maintenance and much can be accomplished by the average angler. The Basic level of care is generally outlined in the instructions includes general cleaning and lubrication of the reel. Basic care also involves applying lubrication in certain areas of the reel. What every angler should have are a few basic items like synthetic grease, synthetic oil and a cleaner designed for fishing gear.

A good point to remember when applying lubrication is "Grease is for slow and smooth" operation and "Oil is for fast and loud". Each lubricant has a purpose and remembering what each does will ensure it's applied to the correct part. And...more is not better when it comes to lubrication. Excess lubrication can work its way into places it's not supposed to be and hinder performance. So go easy with the grease and oil, a little does go a long way.



### Basic Care and Lubrication Points



← Oil Lubrication Point

✕ Grease Lubrication Point

#### Final Thoughts on Basic Care

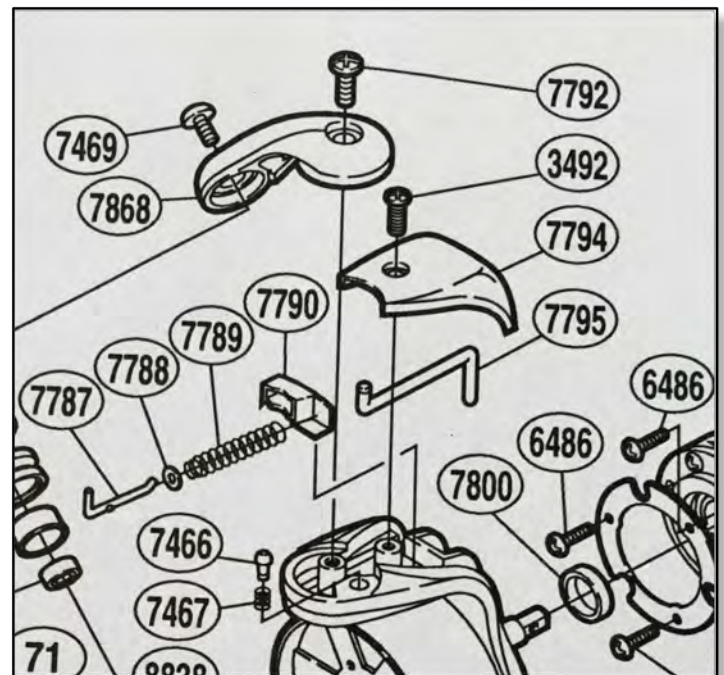
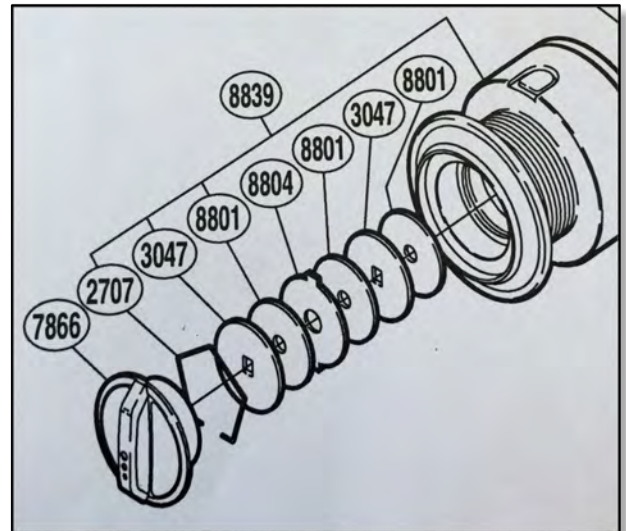
- Use the Manufacturer's recommendation for care & cleaning
- Freshwater and a clean Paint Brush works extremely well for cleaning reels
- Use a light water stream when rinsing equipment - NO hard spray!
- Go easy with the lubrication, a little goes a long way
- Always back off on the Drag setting when you reassemble
- WD40 is NOT a lubricant. It's a cleaner that will dilute or remove oil and grease



Intermediate: Open Reel Inspection is the next higher level of maintenance. This is a more in-depth inspection and requires a bit more skill. Face it, taking a reel apart is pretty easy, getting it back together and working correctly is another matter. This is where an angler needs to use all the information available; manufacturer schematics and online tutorials will help. Mark advises to carefully lay out parts in the order they were removed and take photos before disassembling components. During reassembly the photos and schematics will make things go much easier.

Spinning reels are relatively straightforward as there's a limited amount of disassembly involved. With Spinning Reels it's all about inspecting the drag washer system and bail. Drag washers are made of a number of different material depending on the function and manufacturer. Felt, Teflon, Carbon Fiber, and other Synthetic materials are all used for drag washers and maintenance procedures differ between material. A NOTE about lubricating drag washers, not all greases are equal! Drag washers require special grease to function properly. Using the same synthetic grease you applied to other parts may cause your drag system to function improperly. Use only lubrication designed for drag washers and material recommended by the reel manufacturer.

Another important tip Mark shares is to always release the drag when you store your reel. Why? Well, the drag system compresses the stack of drag washers creating more friction and resistance as you tighten up on it. That allows you to manage the drag as you fight a fish. Keeping the drag tightened down will cause the drag washers to remain compressed and over time take a compression set. When it comes time to set the drag the washers will not have the same ability to produce the necessary friction because they're already compressed.





## Fishing Tips...

A collection of various tools and maintenance products laid out on a white surface. On the left, there is a yellow bottle of Ronseal lighter fuel, a tube of Super Lube synthetic grease, and a can of Penn synthetic oil. In the center, there is a small jar of grease, a brush, and a toothbrush. On the right, there are several tools including a pair of pliers, a pair of side cutters, a screwdriver, a wrench, a pipe cleaner, and a pair of needle-nose pliers. The items are arranged in a neat, organized manner.



# REPORTING INFORMATION FOR THE SPRING RECREATIONAL STRIPED BASS TROPHY PERMIT



## **Who has to report?**

All Spring Recreational Striped Bass Trophy Permit holders are required to report all trophy-size (36 inches total length or greater) striped bass caught or released, or whether no trophy-size striped bass were caught, during the spring trophy-size striped bass recreational season.

## **Why am I reporting this information?**

Virginia is required to report data to the Atlantic States Marine Fisheries Commission (ASMFC). The ASMFC coordinates the conservation and management of 25 near-shore fish species, including Atlantic Striped Bass, for the Atlantic coastal states. The data you report helps to provide population information to scientists and fisheries managers, who work to have quality and sustainable management practices.

## **What do I need to report?**

Permit holders need to provide the permittee name, commission permit identification number, the date of harvest, the water body where the trophy-size striped bass was caught, number of trophy-size striped bass kept or released, and the length of each trophy-size striped bass kept or released. Any weight information may be provided voluntarily. All reports are due no later than 15 days after the close of the Bay and the Coastal Spring Trophy-size striped bass recreational seasons. For more information, Virginia Chapter 4 VAC 20-252-10 ET SEQ. "Pertaining to the Taking of Striped Bass," states recreational season information and all requirements for reporting your trophy fish.

## **How do I report?**

You may meet your reporting requirements by utilizing the VA Saltwater Journal found at <https://www.vasaltwaterjournal.com>. The VA Saltwater Journal has a dedicated section for reporting trophy season striped bass either captured or released. You may also report your non-participation if you did not fish during the trophy season. Alternatively, paper forms may be found on our website at [http://mrc.virginia.gov/forms/2015/2015 Striped Bass Recreational Trophy Report Form.pdf](http://mrc.virginia.gov/forms/2015/2015%20Striped%20Bass%20Recreational%20Trophy%20Report%20Form.pdf) that will allow you to mail in your reports. *We cannot accept any reports sent by email.*

## **What if I didn't catch any spring trophy-size striped bass?**

All Spring Recreational Striped Bass Trophy Permit holders are required to report, so you will need to tell the VMRC that you did not participate in the Bay or Coastal Spring Trophy-size striped bass recreational seasons. You can do this by using the VA Saltwater Journal, sending in a paper form, or by calling the VMRC office at (757) 247-2200.

## **What if I can't log in to the VA Saltwater Journal to report?**

If you have never used the VA Saltwater Journal before, you will need to register by clicking the "Register Here" button. If you have previously registered but cannot remember your password, please click the "Forgot Password" button. The VA Saltwater Journal only allows one user per email address. However, a registered VA Saltwater Journal user can report for another permit holder in the Journal by entering their VMRC ID. If you continue to have trouble, you may use the paper form to mail in the report.

***Should you have any further questions, please do not hesitate to contact the VMRC office at (757) 247-2200.***



# Fishing Reports...



18 April: The wind finally settled down and the temps came up so Mary, Ike, Russell, John (from the Coast Guard Aux), and I headed out after Tautog on very nice Monday. Russell and Ike called the tides and current perfectly so we started on the Cape Henry Wreck. We caught a few there but all under the size limit. We then moved to the 2nd Island side for the tube at the CBBT. There we caught several more but only 2 were keepers. I was having a lot of trouble with my wreck anchor so we ended up calling it a day at about 2:30 pm. Total catch was 8 or 9 Tautog of which only 2 were legal size and Toad Fish. Beautiful day on the water with great company. Oh, we were using both fiddlers and blue crabs. The Tautog were eating both but seemed to prefer the fiddlers.  
- Henry Troutner



**EAST BEACH DENTAL**  
EXPERIENCE THE DIFFERENCE  
*by Dr. Sheta*  
**Our New Office on the Marina in East Beach offers:**  
Same-day crowns, bridges and Veneers-Full and Partial  
Dentures-Clear braces for adults and teens (Invisalign)-One-  
hour Teeth whitening-Extractions-Root Canals-Laser treatment  
**757-362-0600**  
Weekends, Evenings, Walk-ins, Emergencies Welcome!!!

18 April: I fished with John E. and Todd for Tautogs in the Chesapeake Bay. We had calm winds and flat seas! We caught 20 plus Tautogs from 13.5 to 22 inches. Fished the bend of the 3rd Island working many poles that were not already taken. We tried to keep fish instead of releasing but that didn't work early on, the first 3 or 4 catches were females. - Mike Delbridge





# The Smiths Vacationing in the Florida Keys



Michel & I and Nina (her sister) & Larry (brother-in-law) enjoyed 2 weeks on Little Torch Key located about 25 miles from Key West. Weather was warm and sunny. We all had a great time touring the Key and of course fishing. Larry and I spent 2 days with Capt. Pat Bracher of FishOverTime fishing for Tarpon and Permit during the early morning in water 15 to 25 feet deep. We later fished on the flats in 1.5 feet for Bonefish and Permit.

Live green crab was the bait of choice for Tarpon and Permit and live shrimp for Bonefish.

The 1st day, because of inexperience, we missed a few Bonefish. However, we did catch 3 Bonefish weighing 2.5 to 4 lbs. The 2nd day was much more productive, both Larry and I caught a *Grand Slam*. Larry touched the leader for his 90 lb. Tarpon before it broke off, boated a 20 lb. permit and 2 Bonefish. I boated a 115 lb. 74 inch Tarpon, a 12 lb. Permit and 2 Bonefish. I fought the Tarpon for 50 minutes and had her scream line off the reel when a shark came close, no harm no foul. My back and arms were in spasm for 30 minutes after the fight. Thanks to Capt. Bracher for the time and effort (over 125 miles) to get us a double grand slam. Also had a great time when the four of us rented a boat for 2 days and reef fished for Yellowtail, Mangrove Snappers, and other species



5 miles of shore. Our cottage was located on a swimmable, fishable canal and of course we took advantage of both.

Now that Ned has talked about fishing ....his reason for living....I'll add the other delights of the Florida Keys!!

**PUNGO OFFROAD**
757-721-6004  
1800 Pinetree Ave. Rd. Virginia Beach, VA 23468  
[need directions?](#)

Lift Kits   Wheels   Tires   Our Services   Get a Quote

**WE GO HIGHER,  
AND  
CHARGE LOWER!**

**WE WILL BEAT ANY WRITTEN PRICE....GUARANTEED!!**  
SOME BRANDS WE CARRY





Ned and I thought this would be silly but we had a hard time pulling ourselves away. This is a must-see if you're ever on the West coast of Florida.

All-in-all, our 3-week trip was incredible. *We're already planning for next year!*

- Michel and Ned Smith



We found our way to the No Name Pub and along the way saw lots of Key Deer (about ½ the size of white tails). The No Name Pub has what's estimated to be \$45k to \$65k worth of dollar bills pasted to the walls and ceiling. Great place to drink beer. We went to Bahia Honda Beach where the sand is finer than table salt. Key West offered so many sights...Hemingway House with its 6-toed cats, Jimmy Buffett's Margaritaville, Truman Annex, Conch train tours, Glass bottom boat tours, the Duval street crawl which I could not convince Ned to do. It seems that Key West becomes a pretty eclectic, raucous place after sundown. Maybe next year..... On our way home we took an airboat ride in the Everglades that was fabulous. *Fourty miles an hour through the twisty, turning 10 foot wide Everglades WOW!* We spent 2 nights in Sarasota where we visited the Ringling Brothers Museums and Mansion.

## STANLEY'S HOME FURNISHINGS & Sleep Shop




<http://www.stanleyhomefurnishings.com/>

755 Church Street  
Norfolk 757-640-5337

6542 E. Va. Beach Blvd  
757-461-4237





25 April: We fished between the second and third islands of the CBBT and caught Tautog 13-15 inches using blue crab. Most were swollen momma-to-be-togs, all released unharmed.  
- Alex Perez

19 April: We were only able to get out twice this month with the way the weather has been. In the afternoon, we fished off the HRBT and kept the boys busy with Croaker and a few crabs. Croaker were caught with Crab fishbites. It was nice to see the Croaker had made it back into the bay!






*Got Yamahas?*

**GREAT TIME OF YEAR TO REPOWER!**  
**CONTACT CAPT. PAUL WENTWORTH**


5221 E. VIRGINIA BEACH BLVD. | 757-461-3391  
VISIT US ONLINE @ [WWW.NORFOLKMARINE.COM](http://WWW.NORFOLKMARINE.COM)



- 25 & 28 April: It was a nice day at Rudee Inlet on the 25th. I caught a couple bluefish sight casting with a Hopkin Spoons and by trolling with Z-Man White Paddle Tails. Most of the Bluefish lately have been caught on the Z-Man tails. The bluefish pictured was caught in the shallows after I saw its tail and cast a Hopkins Spoon with a White feather to it. It fought hard and lasted almost 20 minutes before it landed in the boat. I saw the Osprey hovering above and getting ready to dive down on its prey. When it hit the water I had my camera ready and snapped a few photos as it cleared the water with a flounder in its claws.

I caught a striper and then another bluefish on the 28th in the fog & rain using a pink MirrOlure. They were breaking the surface and I sight cast to them and hooked up. Both were released.

It's been kind of feast or famine in Rudee Inlet lately.  
- Al Mauzy





# BAY FIBERGLASS

Complete Cosmetic &  
Structural Repairs  
Fiberglass Repairs & Gelcoat Specialist  
Located At Cobbs Marina  
(757)588-9255 or (757)408-2257  
bayfiberglassco@aol.com

At Decker, the most important  
thing about our law practice  
is helping people.



THE  
DECKER  
LAW FIRM

*Decker, Cardon, Thomas, Weintraub, & Neskis, PC*

622-3317 • 109 E. Main Street, Suite 200, Norfolk • [petedecker.com](http://petedecker.com)



# a Great Trip in April

25 April: Kevin and I noticed a weather window of about 4 to 5 hours before wind was supposed to kick up so we headed out to an offshore wreck . As soon as we dropped our lines we were greeted with two sea bass and so we repositioned the boat and dropped our lines again. Within minutes the first Tautog hit, then another and another. The Tautog bite was great!

We quickly managed some nice Tautogs , but what happened next I will never forget. Both our lines went off at the same time. I had a nice fish but when I looked over at Kevin, his rod was seriously doubled up. I have never seen that expression on his face before; I knew I had to be there next to him. I was up at the bow, so I quickly put my pole aside and ran down to assist him. I grabbed the net and encouraged him throughout the entire battle. This fish he had was a beast and we both knew it. As he gets the beast to the top he remarks how wide togzillas girth was, we both laughed and netted Kevin's largest tautog to date.

My rod went off about twenty five minutes later with a nice feisty fish too and I was delighted to see that gorgeous big white chin hit the deck. We released over 17 tautog this trip and we were honestly starting to run low on fresh bait. Short, sweet, and to the point trip which is exactly what we both needed after having our boat down for as long as we did.

We left location to head back at 12:45 pm, and we are so glad we did because the wind started to crank up as predicted. It was blowing south west up to 27 knots on the way back. The Tautog bit only on the blue crab and they didn't seem to care about the fiddlers or clams when offered. Tautog weights were 19 lb 6oz and 13 lb 8 oz .  
*Feels great to be back on the water finally !!! - Beth Synowiec*



<http://reginosrestaurantofnorfolk.co->




3616 E. Little Creek Road Norfolk, VA 23518  
588-4300  
M, W, Th 11am-9:30pm  
Fri 11am - 10:30pm  
Sat 12 - 10:30pm  
Sun 12 - 9:30pm  
Closed Tuesday

..... Hungry?







- 23 April: I took a couple of girls visiting from Vienna out for their first Tog'n trip to the 3rd/4th Islands. While we didn't tear them up, they both managed to catch a keeper and check it off their list! - Mike Griffith

## Chic's Beach Rental & Fishing

**Your One Stop Rental For  
All Your Fishing & Family  
Vacation Needs!**

Free Trailer Parking & only 2 Miles to Lynnhaven Boat Ramp  
Bait, Ice, Rod Repairs, Custom Tackle & Local Knowledge  
Guide Fishing & Sight Seeing Trips Available

[www.chicsbeachrentalandfishing.com](http://www.chicsbeachrentalandfishing.com)



**Surf**

**Fishing....in your back yard**

Capt Mike 757-687-9093  
grif4408@verizon.net




**Complimentary  
Fishing  
Kayaks**

.....only a 1/2 mile paddle to CBBT



**Large Fish  
Cleaning Station**



**Like Us On  
Facebook**





25 April: I went Tautog fishing with Ike and Bob on a great day! We were planning to take the big boat offshore but the alternator froze up when starting it up last week. Alternate plan was to take the Shelby Kat II out fishing the bridge tunnel. We left Crab Creek at 7:30 am. Seas were nice with a swell from the NE and a light breeze from the W/SW. Fished the 2nd Island until the tide but turned at 9 am. There were 4 boats with no action from anyone. We fished the 3rd Island for a few



hours. There were a few togs caught by a boat near the rouge rock, but with

about 6 boats fishing the rocks, there was a lot of competition. We got into some nice oyster toads but they didn't quite fit our appetites. After the current picked up, we tried to move over to the pilings on the 3rd but the waves were a little aggressive there, ended up on the back side of the 4th with some nice structure on one set. No luck on a couple different sets of pilings. After punishing ourselves with the crossing wind and waves, we moved over the 4th Island rocks since there was no traffic. Fished the tide turn but no bites of any kind. Southwest wind picked up by then and was blowing pretty good around 15 knots. Fished with fiddlers and blue crab all day. It was my first day on the water all year. *I was eager just to be out and we had a good time together. Drum season is around the corner and looking forward to enjoying a night under the stars soon.* - Kelly Hoggard

NAUTICAL TERM #165

# position:

Here, there & everywhere  
if you're Sea Tow.

We're not just help. We're a fleet of help.  
All over these waters. And in most ports.  
With so many boats, there's probably a  
Sea Tow® Captain right nearby and ready to  
help. In fact, the only place you won't find  
a lot of our boats is sitting at the dock.

Sea Tow Hampton Roads

757-496-1999 \ 800-4-SEATOW \ [seatow.com](http://seatow.com)

Follow us on Facebook



**SEA TOW®**



Sea Tow Services International, Inc. ©2012. All rights reserved.



# Angler Interests

## VMRC to consider 2016 Cobia Regulations on May 24th



The process to establish or amend saltwater fishing regulations (Virginia Administrative Code or VAC) falls under the Virginia Marine Resource Commission's responsibility. The process involves soliciting input through VMRC's own Finfish Management Advisory Committee (FMAC) and through notices conduct public hearings. FMAC and the Commission have conducted a number of public meetings and are now ready to consider changes to our 2016 Cobia regulations at their May 24th Commission meeting. Feed back from the public is valued and an important part of the process. That feed back can come in emails and letters to Commissioner Bull and Chief of Fisheries Management. Perhaps the most effective method is to attend the Commission meeting on May 24th and offer your opinion.

In 2015 much changed in the federal cobia management arena. Previously considered a single cobia fishery along the FL to NY coast and managed as one stock, the east coast was divided into two management areas; GA to NY and the East Coast of Florida. With that split came a change in the Annual Catch Limit (ACL) permitted in each of the management areas. For the Atlantic Cobia Stock (GA-NY) it meant a catch limit of 630,00 pounds of cobia from the recreational sector. The combined catch from GA to NY last year exceeded the ACL by 245% or 1.5 million pounds. This over harvest triggered Federal Fisheries Managers to implement Accountability Measures (AM) for the following season (2016). Closing the season on June 20, 2016 in federal waters based on catch data is one of those measures to not exceed a revised catch target and prevent overfishing of the stock.

One of the challenges in managing this fishery is the source of data used. The Marine Recreational Information Program (MRIP) is the way NOAA Fisheries counts catch and reports fishing efforts. Many anglers may have been surveyed for MRIP at a public boat ramp or marina, those surveys or intercepts are info that feeds MRIP. Many questions have come up with the validity of the data used to determine the 2015 catch.

At the Commission meeting scheduled for May 24th the Commission is considering amending the 2016 Recreational Cobia regulations that include but are not limited to increases in the minimum size limit; establishment of a vessel limit; establishment of variable fishing seasons; establishment of a prohibition on gaffing cobia.



As a club we've offered our position to FMAC and the Commission at every opportunity. We've remained consistent throughout the process in asking for options for the public to consider in addressing the cobia issue and accepting of a small increase in minimum size, from the existing 37in total length to a 40-42in total length fish and a boat limit of no less than 6 fish per vessel. We also asked for the creation of the Cobia Landing Permit as it would provide VMRC an opportunity to collect data directly from anglers fishing our waters and would be more timely in collection of data than the federal system (MRIP). This will become an individual permit provided free and available online from VMRC and comes with a mandatory reporting requirement.

There's reason associated with our club position. From the Cobia Stock Assessment, "all cobia are sexually mature at 31 inches forked length". That's a 35in cobia total length in Virginia. With existing regulation set at a 37in cobia a small increase in size, even 3 inches, would benefit the cobia stock by eliminating approximately 16% of the catch from harvest and allowing them to continue supporting the spawning aggregate. Vessel limits don't seem to offer any significant benefit but a vessel limit of 6 would be measure to create parity with the Commercial Hook & Line regulations and establish a clear regulation in the Commonwealth that Commercial Hook & Line, Charter Operators, and Recreational Anglers share the same regulation.

You can mail your comments on proposed regulation changes to Virginia Marine Resource Commission, Chief Fisheries Management, 2600 Washington Ave., 3rd Floor, Newport News, VA 23607 or email them to Commissioner Bull at [John.Bull@mrc.virginia.gov](mailto:John.Bull@mrc.virginia.gov) and Rob O'Reilly at [Rob.O'Reilly@mrc.virginia.gov](mailto:Rob.O'Reilly@mrc.virginia.gov)



# Angler Interests

## MAFMC Proposes reducing Recreational Angler's Blueline Tilefish possession limits



MAFMC Press Release April 25, 2016: The Mid-Atlantic Fishery Management Council has approved measures to establish management of Blueline Tilefish in Federal waters off the Mid-Atlantic and New England Coasts. The Blueline Tilefish Amendment includes a suite of measures that will incorporate Blueline Tilefish as a managed species in the Tilefish Fishery Management Plan.

Blueline Tilefish are managed by the South Atlantic Fishery Management Council from Florida to North Carolina, and there are currently no regular federal regulations north of the North Carolina/Virginia border. Last year, after the catch of blueline tilefish off the Mid-Atlantic increased markedly, the Council requested that the National Marine Fisheries Service (NMFS) implement emergency measures to constrain landings of blueline tilefish in the Mid-Atlantic. These measures, which include a commercial trip limit of 275 pounds (gutted) and a recreational bag limit of 7 fish per person, are set to expire on June 3, 2016.

If approved by the Secretary of Commerce, the amendment would establish a separate blueline tilefish management unit in Federal waters north of the North Carolina/Virginia border extending up to the boundary with Canada. The management objectives for blueline tilefish would be the same as for golden tilefish, with the addition that "management will reflect blueline tilefish's susceptibility of overfishing and the need for an analytical stock assessment."

Based on the recommendation of its Scientific and Statistical Committee (SSC), the Council adopted an Acceptable Biological Catch (ABC) of 87,031 pounds for 2017. The Council voted to allocate 73% of total allowable landings to the recreational fishery and 27% to the commercial sector. This allocation was based on the median of annual commercial-recreational catch ratios from 2009-2013.

For the commercial fishery, the Council adopted a trip limit of 300 pounds gutted weight (head and fins must be attached). In addition, the amendment would require a joint golden/blueline tilefish open access commercial permit to retain blueline tilefish, subject to the applicable trip limit. Standard reporting of catch would be required for commercial vessels and dealers landing blueline tilefish.

For the recreational fishery, the Council recommended an open season from May 1 to October 31, when blueline tilefish are available to most anglers throughout the Mid-Atlantic. Recreational bag limits would be set at 7 fish per person for inspected for-hire vessels, 5 fish per person for uninspected for-hire vessels, and 3 fish per person for private vessels. In addition, the Council recommended mandatory permitting and reporting of golden and blueline tilefish for both for-hire and private recreational fishing in order to develop better information on recreational tilefish landings in the Mid-Atlantic.

*The Press Release continued citing "the lack of data about the abundance and historical landings of Blueline Tilefish..." as one of the challenges moving forward. The MAFMC proposed measure reduces Virginia Recreational Anglers possession limit by 58% (from 7 to 3 fish) AND cuts the season in half (open season to one only 6 months long).*

*The public will have an opportunity to comment on the MAFMC recommended measures once the National Marine Fishery Service (NMFS) formulates the proposed rule. Stay focused on this issue...*



# Angler Interests

---

## Virginia Safe Boating Courses: [www.dgif.virginia.org](http://www.dgif.virginia.org)



Finding a Safe Boating Course, a requirement for EVERY MOTORBOAT OPERATOR starting July 1, 2016, is easy through the Virginia Department of Game & Inland Fisheries (DGIF) Website ([www.dgif.virginia.gov](http://www.dgif.virginia.gov)). Follow the link to *Boating* and *Boating Safety & Education* to find a DGIF sponsored course in our area. Most courses are FREE or include a small charge to cover the cost of materials. Here's a list of some of the available courses in our area with availability. Make your reservation soon as they'll fill up quickly as July approaches!

As of April 30th:

Virginia Beach Cox High School Rm122: Tuesday, May 3rd Plus 3 Evenings 7:00pm-9:00pm 13 of 25 Seats OPEN

Hampton Bass Pro Shops: Saturday, May 7th 9:15am-5:30pm (1 Day) Full with a Wait List

Virginia Beach Rescue Station 14: Monday, May 9th 6:00pm-9:30pm (2 Evenings) 7 of 15 Seats OPEN

Virginia Beach Rescue Station 14: Saturday, May 14th 8:00am-4:00pm (1 day) 1 of 20 Seats OPEN

Virginia Beach Fleet Reserve Assoc.: Monday May 16th 6:00pm-10:00pm (2 Evenings) 24 of 25 Seats OPEN

\*\*\*Cost for Materials \$35

Hampton Bass Pro Shops: Saturday, May 21st 9:00am-4:30pm (1 Day) 17 of 25 Seats OPEN

Norfolk Collegiate Tuesday May 24th 6:00pm-10:00pm (2 Evenings) 24 of 30 Seats OPEN

## Vessel Safety Checks scheduled for Saturday, May 7th at Boaters Warehouse



Keep your boat on a trailer? Want a Vessel Safety Check to get ready for the boating season? Saturday May 7th at the Boaters Warehouse Hilltop Shopping Center location is the perfect time to get your vessel checked AND get a great discount on any safety equipment you need. It takes only a few minutes to complete and it's a great way to begin the season. The VSC can provide peace of mind, knowing your boat's ready for sea and prepared for anything.

MANY THANKS to the U.S. Coast Guard Auxiliary Flotilla 5-9 from Smithfield, Virginia for sponsoring the Norfolk Anglers Club with Vessel Safety Checks and teaching the Safe Boating Course on 24-25 May. Both the VSC and Safe Boating Course are a FREE service compliments of the U.S. Coast Guard Auxiliary





# VIRGINIA BEACH FLOUNDER TOURNAMENT



**Saturday, July 16, 2016**

## Tournament Schedule

Friday, July 15th 5:50-7:00pm: Captain's Meeting and On-Site Registration

Saturday, July 16th 6:00am-4:00pm Fishing Day

Awards Reception Saturday, July 16th 5:30-7:00pm

Visit Southside Boys and Girls Club Flounder Fishing Tourney website for more information

[www.ssbgcflounder.net](http://www.ssbgcflounder.net)